

Bowling Green Walk

Zigfrid's Yard

Creation Studio
13m x 8.5m
110sq m
6m high

Arched Doors
1.9m(w) x 3m(h) max

Combustion Chamber
25m x 17m
425sq m
11m to grid

Acro Studio

Upper Link Studio
20m x 5.8m
105sq m
2.8m high

Courtyard
36m x 15m
540sq m

Lower Link
20m x 5.8m
105sq m
3.2m high

Generating Chamber
20m x 14m
280sq m
7.2m to grid

Reception

Library

Female WC

Male WC

WC

Disabl'd WC

Access to Toilets




Portacabin

Load in Doors
3.2m(w) x 3.4m(h)

Coronet Street



NORTH

-  No Access
-  Fire Exit
-  Production Power

Shoreditch Electric
Light Station
 National Centre for Circus Arts
 Coronet Street,
 London N1 6HD
 Tel: 020 7613 8258
 hires@shoreditchelectric.com

SITE PLAN

SCALE
 1:100@A1 1:200@A3
 LAST UPDATE NOV 2019

